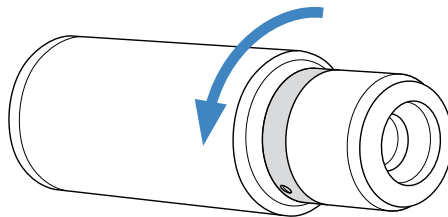
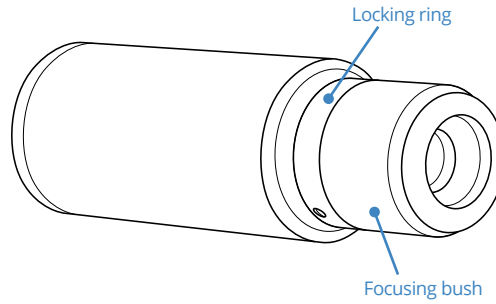


# MC4K focusing instructions


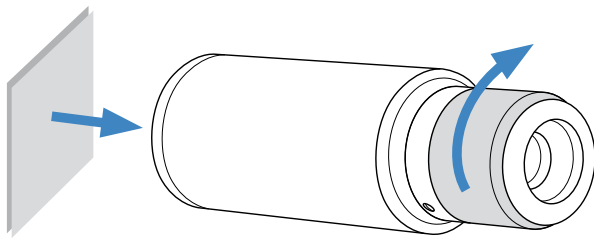
## Manual focus adjustment



- 1 Rotate the locking ring **clockwise** to unlock the focusing bush.


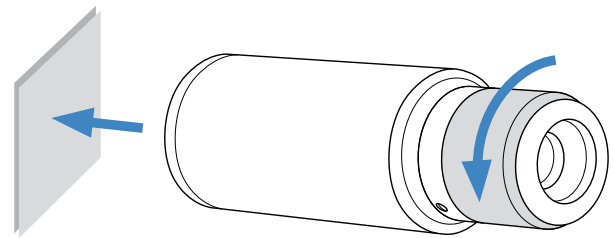
- 2 Rotate the focusing knob to accurately focus the object to be imaged.

Object away from optics

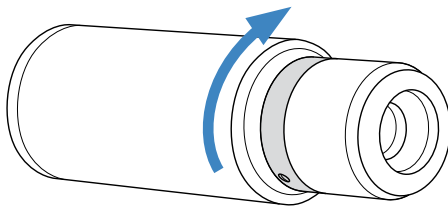


Rotate the focusing bush **clockwise** to move the lenses closer to the detector and focus objects positioned further away from the optics.

Object close to the optics



Rotate the focusing bush **counter-clockwise** to move the lenses away from the detector and focus objects positioned closer to the optics.



- 3 Once you have achieved the best focus position, rotate the locking ring **counter-clockwise** to lock the focusing bush.



# MC4K focusing instructions

---